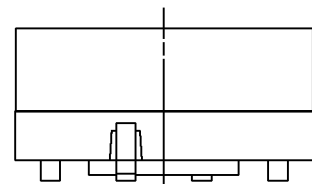
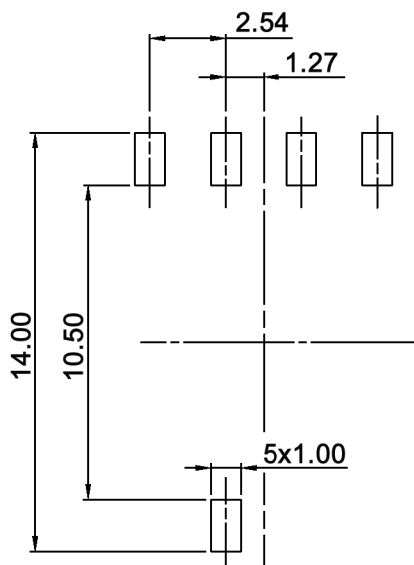


P.C.B. LAYOUT



TYPE	CIRCUIT CHARACTERISTIC															
	CODE	POSITION														
		0	1	2	3	4	5	6	7	8	9	A	B	C	D	E
SMR 5116	1	●		●		●		●		●		●		●		●
	2	●	●			●	●			●	●			●	●	
	4	●	●	●	●					●	●	●	●			
	8	●	●	●	●	●	●	●	●							



Tolerances: ±0.20mm max.	Date	Name
	12/12	dr
Modifications	Date	Name

**SMR 5116**

**30 27 61**

Page

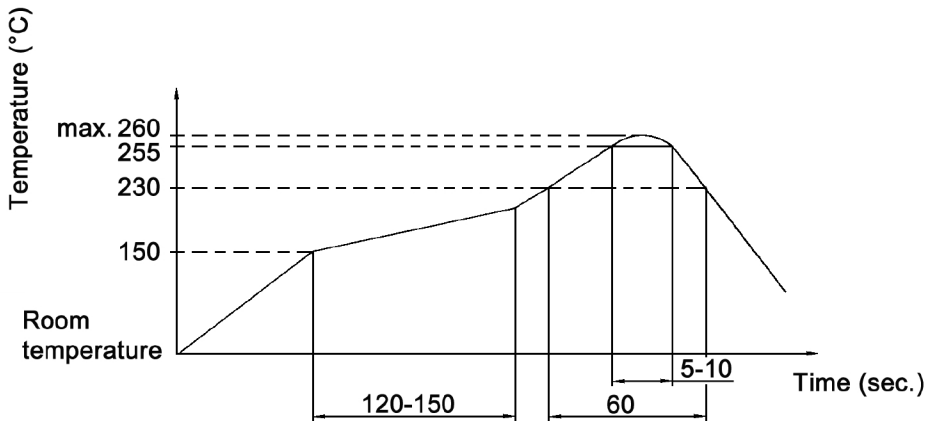
1/3

**knitter-switch**

Specifications:

**Contact rating:** non-switching: 100mA, 50V DC  
 switching: 30mA, 15V DC  
**Contact resistance:** 100mOhm max.  
**Insulation resistance:** 1 000MOhm min. at 250V DC  
**Dielectric strength:** 250V AC for 1 minute  
**Operating temperature:** -40°C to +85°C  
**Mechanical life:** 20 000 cycles min.  
**Operating force:** 250 gf.cm max.  
**Material:** Base / cover: high-temp. thermoplastic nylon UL94V-0,  
 molded black  
 Movable contact: alloy copper, gold plated  
 Actuator: high-temp. thermoplastic nylon UL94V-0,  
 color: red  
 O-ring: silicone  
 Spring: stainless steel  
 Terminal: brass, gold plated

Soldering conditions: IR reflow: 260 +/-5°C, 4-6sec.



Tolerances: ±0.20mm max.			Date	Name	<h1>SMR 5116</h1>
			12/12	dr	
			<b>knitter-switch</b>		<h2>30 27 61</h2>
Modifications			Date	Name	Page 2/3

